

# CHENNAI FERROUS INDUSTRIES LIMITED

Registered Office: Survey No 180-183, 190 & 191, Periya Obulapuram Village, Nagaraja Kandigai, Madharapakkam Road, Gummidipoondi - 601201  
CIN : L27310TN2010PLC075626

## STATEMENT OF UNAUDITED FINANCIAL RESULTS FOR QUARTER AND HALF YEAR ENDED SEPTEMBER 30, 2022

### PART I

#### Statement of Unaudited Financial Results for the Quarter and Half year ended September 30, 2022

(Rs in Lacs)

Sl.	Particulars	Quarter Ended			Half Year Ended		Year Ended
		30.09.2022 (Unaudited)	30.06.2022 (Unaudited)	30.09.2021 (Unaudited)	30.09.2022 (Unaudited)	30.09.2021 (Unaudited)	31.03.2022 (Audited)
<b>1</b>	<b>Revenue from operations</b>						
(a)	Net Sales /Income From Operations	3,624.54	3,000.90	60.00	6,625.440	1,314.25	9,586.13
(b)	Other Income	70.27	68.93	-	139.20	0.02	9.26
	<b>Total Income (Net) [1(a)+1 (b)]</b>	<b>3,694.81</b>	<b>3,069.83</b>	<b>60.00</b>	<b>6,764.64</b>	<b>1,314.26</b>	<b>9,595.40</b>
<b>2.</b>	<b>Expenses</b>						
(a)	Cost of materials consumed	-	-	-	-	-	-
(b)	Purchase of Stock-in-trade	3,508.02	2,678.11	-	6,186.14	-	6,195.93
(c)	Changes in inventories of finished goods, work-in-progress and stock-in-trade	70.00	(51.50)	-	18.49	629.93	610.22
(d)	Employee benefits expense	30.43	28.76	6.12	59.19	11.22	98.42
(e)	Finance Costs	0.02	0.32	0.02	0.34	0.02	0.06
(f)	Depreciation and amortisation	27.12	27.12	27.24	54.24	54.49	108.95
(g)	Other expenses	22.04	19.01	6.81	41.05	12.15	51.46
	<b>Total Expenses</b>	<b>3,657.63</b>	<b>2,701.82</b>	<b>40.19</b>	<b>6,359.45</b>	<b>707.80</b>	<b>7,065.04</b>
<b>3.</b>	<b>Profit / (Loss) before tax expenses &amp; Exceptional items(1-2)</b>	<b>37.18</b>	<b>368.01</b>	<b>19.81</b>	<b>405.19</b>	<b>606.46</b>	<b>2,530.36</b>
<b>4</b>	Exceptional Items (Net of Tax)	-	-	-	-	-	-
<b>5</b>	<b>Profit Before Tax (3-4)</b>	<b>37.18</b>	<b>368.01</b>	<b>19.81</b>	<b>405.19</b>	<b>606.46</b>	<b>2,530.36</b>
<b>6</b>	Tax Expenses	-	-	-	-	-	-
<b>7</b>	<b>Net Profit (+)/Loss(-) for the period (5-6)</b>	<b>37.18</b>	<b>368.01</b>	<b>19.81</b>	<b>405.19</b>	<b>606.46</b>	<b>2,530.36</b>
<b>8</b>	Other Comprehensive Income - Net of Income tax	-	-	-	-	-	-
<b>9</b>	<b>Total Comprehensive Income for the period</b>	<b>37.18</b>	<b>368.01</b>	<b>19.81</b>	<b>405.19</b>	<b>606.46</b>	<b>2,530.36</b>
<b>10</b>	Paid-up Equity Share Capital (face value of Rs.10/- each)	360.45	360.45	360.45	360.45	360.45	360.45
<b>11</b>	Other Equity	-	-	-	-	-	1,178.71
<b>12</b>	Earnings per Share (EPS) of Rs.10/- each (in Rs.) (not annualised)						
(a)	Basic and diluted EPS before Extraordinary items	1.03	10.21	0.55	11.24	16.83	70.20
(b)	Basic and diluted EPS (For continuing operations)	1.03	10.21	0.55	11.24	16.83	70.20

#### Notes to the financial results for the Quarter and Half Year ended September 30, 2022:

1. Previous period figures have been regrouped wherever necessary.
2. The company is engaged in the business of Sponge Iron & Coal and has only one reportable segment in accordance with IND AS 108.
3. The Statement of Assets and Liabilities as at September 30, 2022 has been annexed herewith.
4. The above financial results were reviewed and approved by the Audit Committee and the Board of Directors at their respective Meetings held on November 09, 2022. The statutory auditors have carried out limited review of financial results for the half year ended 30.09.2022.
5. This statement has been prepared in accordance with the recognition and measurement principles laid down in INDAS 34 - Interim Financial reporting prescribed under Section 133 of the Companies Act, 2013 and other recognised accounting practises and policies to the extent applicable.
6. The above results for the quarter and half year ended 30.09.2022 are available on the website of BSE ([www.bseindia.com](http://www.bseindia.com)) and on the Company's website ([www.chennaiferrous.com](http://www.chennaiferrous.com))

For Chennai Ferrous Industries Limited




**R. Natarajan**

Chairman & Managing Director

DIN No: 00595027

Date: 09.11.2022

Place: Gummidipoondi



# CHENNAI FERROUS INDUSTRIES LIMITED

Regd. Office: Survey No 180-183, 190 & 191, Periya Obulapuram Village, Nagaraja Kandigai,  
Madharapakkam Road, Gummidipoondi - 601201


CIN : L27310TN2010PLC075626

## UNAUDITED STATEMENT OF ASSETS & LIABILITIES AS AT SEPTEMBER 30, 2022

(Rs. in Lacs)

Particulars		As at	
		30.09.2022	31.03.2022
		(Unaudited)	(Audited)
<b>A</b>	<b>ASSETS</b>		
1	Non - current Assets		
	(a) Property Plant and Equipment	3399.40	3453.64
	(b) Financial Assets		
	(i) Investments	311.79	311.79
	(ii) Loans	32.35	32.35
	(iii) Other Financial Assets	0.00	0.00
	(c) Other Non Current Assets	0.00	0.00
	<b>Sub-total - Non Current Assets</b>	<b>3743.55</b>	<b>3797.79</b>
2	Current Assets		
	(a) Inventories	1.21	19.70
	(b) Financial Assets		
	(i) Trade Receivables	422.78	378.98
	(ii) Cash & Cash Equivalents	954.82	63.67
	(iii) Bank Balances other than (ii) above	0.00	0.00
	(iv) Loans	1594.33	1349.60
	(v) Other Financial Assets	172.33	107.62
	<b>Sub-total - Current Assets</b>	<b>3145.46</b>	<b>1919.57</b>
	<b>TOTAL ASSETS</b>	<b>6889.01</b>	<b>5717.35</b>
<b>B</b>	<b>EQUITY AND LIABILITIES</b>		
1	Equity		
	(a) Equity Share Capital	360.45	360.45
	(b) Other Equity		
	Retained Earnings	1583.90	1178.71
	Revaluation Reserve	2656.60	2656.60
	<b>Sub-total - Total of Equity</b>	<b>4600.95</b>	<b>4195.76</b>
2	Non- Current Liabilities		
	(a) Financial Liabilities		
	(i) Borrowings	0.00	0.00
	(ii) Trade Payable	0.00	0.00
	(iii) Deferred Tax liabilities	257.50	257.50
	(iv) Other Long term liabilities	150.00	0.00
	(b) Provisions	0.00	0.00
	<b>Sub Total - Non Current Liabilities</b>	<b>407.50</b>	<b>257.50</b>
3	Current liabilities		
	(a) Financial Liabilities		
	(i) Borrowings	0.00	0.00
	(ii) Trade Payables		
	- Dues to MSME	-	-
	- Dues to Creditors other than MSME	1863.57	1127.56
	(iii) Other Financial Liabilities	0.00	0.00
	(b) Other Liabilities	8.02	136.54
	(c) Provisions	8.97	0.00
	<b>Sub Total - Current Liabilities</b>	<b>1880.56</b>	<b>1264.10</b>
	<b>Total Liabilities</b>	<b>2288.05</b>	<b>1521.59</b>
	<b>TOTAL EQUITY AND LIABILITIES</b>	<b>6889.00</b>	<b>5717.35</b>

Place : Gummidipoondi  
Date: 09.11.2022




For Chennai Ferrous Industries Limited

*R. Natarajan*

**R. Natarajan**  
Chairman & Managing Director  
DIN No: 00595027

**CHENNAI FERROUS INDUSTRIES LIMITED**  
**UNAUDITED STATEMENT OF CASH FLOWS FOR THE HALF YEAR ENDED SEPTEMBER 30, 2022**

Particular	Half Year Ended 30-09-22 (Amount in Lakhs Rs.)		Year Ended 31-03-22 (Amount in Lakhs Rs.)	
<b>A.CASH FLOW FROM OPERATING ACTIVITIES:</b>				
Net Profit before Tax And Extradinary Items		405.19		2530.36
Add:				
Depreciation	54.24		108.95	
Provisions	8.97		0.00	
Interest Expenses	0.34	63.55	0.06	109.00
<b>Operating Profitbefore Working Capital Changes</b>		468.74		2639.36
Adjustments for movement in Working Capital:				
- (Increase)/Decrease in Inventories	18.49		610.22	
- (Increase)/Decrease in Trade Receivable	(43.80)		1875.71	
Short Term Loans & Advances (Asset)	(244.73)		(1110.38)	
Long Term Loans & Advances (Asset)	0.00		2.19	
Other Current Assets	(64.71)		110.55	
Other Financial Liabilities	0.00		(407.72)	
Trade Payables	736.01		(3811.97)	
Other Current Liabilities	(128.52)		123.71	
		272.74		(2607.69)
		741.48		31.67
Less: Direct Taxes Paid		0.00		0.00
<b>Net Cash Flow from Operating activities (A)</b>		741.48		31.67
<b>B.CASH FLOW FROM INVESTING ACTIVITIES:</b>				
Purchase of Fixed Assets	0.00		0.00	
Purchase of Shares	0.00		(2.63)	
Long Term loans & advance (Assets)	0.00		0.00	
<b>Net Cash Flow from Investing activities (B)</b>		0.00		(2.63)
<b>C.CASH FLOW FROM FINANCING ACTIVITIES:</b>				
Interest Paid	(0.34)		(0.06)	
Borrowings & Other Payables	0.00		0.00	
Other Long term liabilities	150.00		0.00	
Long Term Provisions	0.00		0.00	
<b>Net Cash Flow From Financing activities ( C )</b>		149.66		(0.06)
<b>Net Increase in Cash &amp; cash Equivalents (A)+(B)+( C )</b>		891.14		28.98
Cash & Cash Equivalents (Opening Balance)	63.67		34.69	
Cash & Cash Equivalents (Closing Balance)	954.82		63.67	
<b>Net Increase/ (Decrease ) in Cash &amp; Cash Equivalents</b>		891.15		28.98



For Chennai Ferrous Industries Limited

*R Natarajan*

R Natarajan

Chairman & Managing Director

DIN : 00595027

Place : Gummidipoondi

Date : 09.11.2022




INDEPENDENT AUDITOR'S REVIEW REPORT ON THE QUARTERLY AND YEAR  
TO DATE UNAUDITED FINANCIAL RESULTS OF THE COMPANY PURSUANT TO  
REGULATION 33 OF SEBI (LISTING OBLIGATIONS AND DISCLOSURE  
REQUIREMENTS), REGULATIONS, 2015, AS AMENDED

To The Board of Directors **CHENNAI FERROUS INDUSTRIES LIMITED**

We have reviewed the accompanying Statement of Standalone Unaudited Financial Results of Chennai Ferrous Industries Limited ("the Company") for the Quarter ended September 30, 2022 and year to date from 1<sup>st</sup> April 2022 to 30<sup>th</sup> September 2022 (hereinafter referred to as the "Statement"), attached herewith. The Statement has been prepared by the company pursuant to Regulation 33 of the Securities and Exchange Board of India (Listing Obligations and Disclosure Requirements) Regulations, 2015 (the "Listing Regulations"), as amended read with the relevant SEBI circulars, as may be applicable.

The Company's Management is responsible for the preparation of the Statement in accordance with the recognition and measurement principles laid down in Indian Accounting Standard 34, ("Ind AS 34") "Interim Financial Reporting" prescribed under Section 133 of the Companies Act, 2013 as amended, read with relevant rules issued thereunder and other accounting principles generally accepted in India and in compliance with Regulation 33 of the Listing Regulations. Our responsibility is to issue a Report on the Statement based on our review.

We conducted our review of the Statement in accordance with the Standard on Review Engagement (SRE) 2410, "Review of Interim Financial Information Performed by the Independent Auditor of the Entity" issued by the Institute of Chartered Accountants of India. This Standard requires that we plan and perform the review to obtain moderate assurance as to whether the financial statements are free of material misstatement. A review of interim financial information is limited primarily to inquiries of company personnel and analytical procedures applied to financial data and thus provided less assurance than an audit. We have not performed an audit and accordingly, we do not express an audit opinion.



Based on our review conducted as above, nothing has come to our attention that causes us to believe that the accompanying statement of unaudited financial results prepared in accordance with applicable accounting standards as prescribed under Section 133 of the Companies Act, 2013, as amended read with relevant rules issued thereunder and other recognized accounting principles, practices and policies generally accepted in India, has not disclosed the information required to be disclosed in terms Regulation 33 of the Listing Regulations read with the relevant SEBI Circulars, including the manner in which it is to be disclosed , or that it contains any material misstatement.

Place: Chennai  
Date: 09.11.2022



for **S.K GULECHA & ASSOCIATES**  
Chartered Accountants  
F.R No: 013340S

*[Signature]*  
Sandeep Kumar Gulecha  
UDIN No: 22226263BCOPCU4135  
M. No: 226263